

designation	SOLIRIS IB
reference	710125
range	INTEO

FUNCTIONS

SOLIRIS IB is a wind and sun automatic control system for a BUS line.

The wind speed and amount of sunshine are measured by a combined sensor.
A rain sensor can also be connected.

SOLIRIS IB can be programmed to control an awning or an external venetian blind. When the sun shines, the awning/blind is activated automatically, either fully or to an individually programmed intermediate position (in venetian blind mode, it is possible to program an automatic slat tilting operation).

A dynamic retraction delay avoids frequent activation commands caused by varying light conditions.

Manual operation is also possible and the sun function can be switched off.

If the wind is too strong the awning/blind is automatically retracted and manual operation is blocked. The wind function is a safety function and is always activated.

Wind setting range : 5 -> 80 km/h

Sun setting range : 20 -> 60 kLux



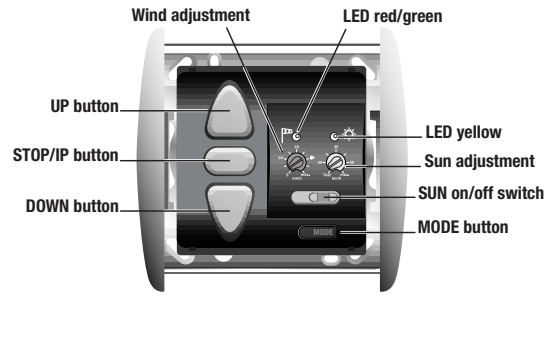

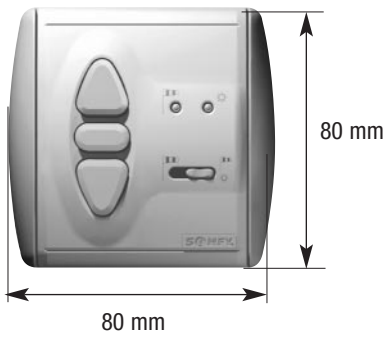
TIMINGS

	<u>Normal mode</u>	<u>Demo mode</u>
SUN appearing :	2 min.	10 sec.
SUN disappearing :	15/30 min.	15/30 sec.
WIND appearing :	2 sec.	2 sec.
WIND disappearing :	30 sec. 12 min.	15 sec.
Output relays :	180 sec.	30 sec.

TECHNICAL SPECIFICATIONS

Box	Material Color Size Protection factor against solid and splashproof	PC white / grey 80 x 80 x 50 mm IP 40 Class II product
Supply	nominal limits Frequency	230 V~ 207-253 V~ 50 - 60 Hz
Relay contact load		500 mA 50V DC.
Output timing		0,5 s
Standards		EN 60730 EN 55081 EN 55082
Temperature range	Storage Working (in house in dry rooms)	-15°C at +45°C +5°C at +40°C
Connectors		screws / socket

DIMENSIONS



COMPATIBILITIES AT THE 13/03/01

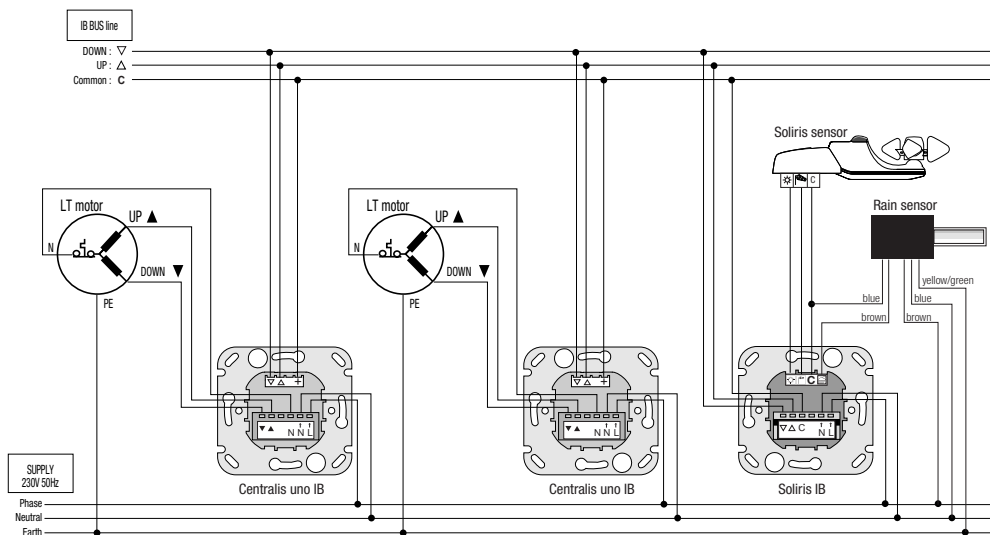
Output :

- CENTRALIS uno IB
- CENTRALIS uno IB VB
- CD4

Sensors :

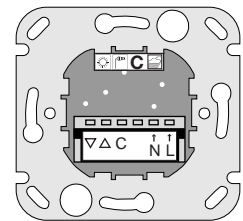
- SOLIRIS sensor
- SOLIRIS sun sensor
- Rain sensor 705588

WIRING



Terminal layout

- Common (C)
- Sun sensor (☀)
- Wind sensor (🌀)
- Rain sensor (☔)



Soliris IB connecting Bracket

- Main Phase (L→)
- Main Neutral (N→)
- IB Bus common (C)
- IB Bus Up (△)
- IB Bus Down (▽)