

# INSTALLATION



## inteo **EOLIS sensor RTS**

guide

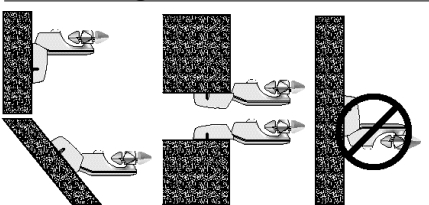
The **EOLIS sensor RTS** is a radio sensor for awnings with a protection against wind damage.

The wind threshold can be set directly on the **EOLIS sensor RTS**.

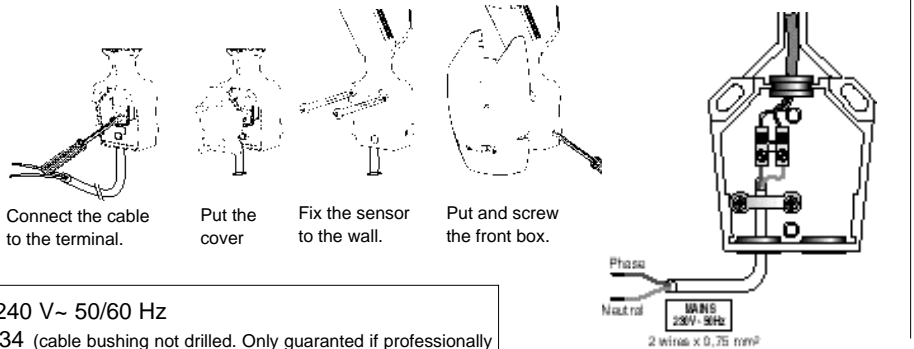
The **EOLIS sensor RTS** has to be used with the **OREA RTS** and **ALTUS RTS** motors.

# 1 Installation:

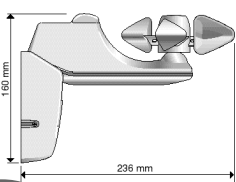
### Mounting



### Cabling



### Characteristics



Mains supply : 220-240 V~ 50/60 Hz  
 Protection index : IP34 (cable bushing not drilled. Only guaranteed if professionally installed).  
 Operating temperature : -20°C to +50°C

**CE 01650** Class II product once installed

Hereby, SOMFY, declares that this equipment is in compliance with the essential requirements and other relevant provisions of Directive 1999/5/EC. A Declaration of Conformity is available at the web address [www.somfy.com](http://www.somfy.com) Heading CE

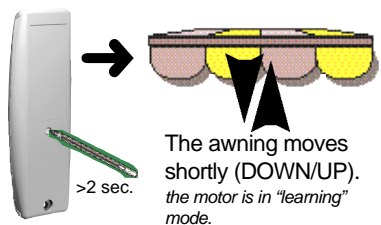
# 2 Programming:

The motor must be in its learning mode to record an **EOLIS sensor RTS**.

Up to three **EOLIS sensors RTS** can be memorized in a motor and one **EOLIS sensor RTS** can be memorized in several motors.

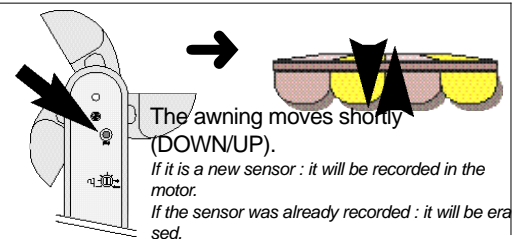
### Enter the "learning" mode

Press **more than 2 seconds** on the programming button of a RTS control which is already memorized in the motor.  
 (please refer to the installation guide of the concerned motor).



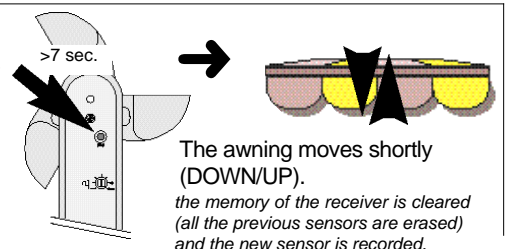
### Record or delete a sensor

Press **briefly** on the "prog" button of the EOLIS sensor RTS.



### Erase all the sensors and record a new one

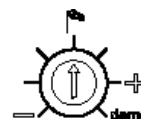
Press **more than 7 sec.** on the "prog" button of the new EOLIS sensor RTS.



# 3 Fonctionning:

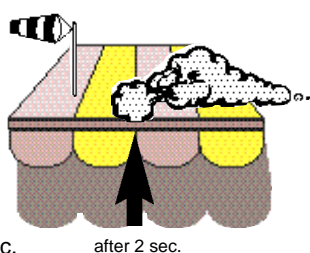
The **EOLIS sensor RTS** is able to protect an awning regarding the **WIND** by controlling the **OREA RTS** or the **ALTUS RTS** motors.

The **WIND** threshold can be adjusted by a potentiometer accommodate wind speed between 10 to 50 Km/h.



## WIND function

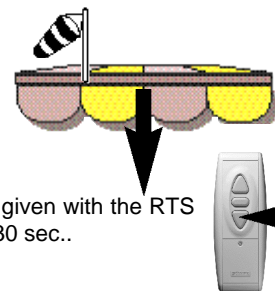
When the wind speed exceeds the threshold set by the EOLIS sensor RTS, an UP order is given to the awning after 2 sec.



As long as the measured wind speed is higher than the adjusted threshold, any order is inhibited.



When the wind speed falls below the threshold setting, an order can be given with the RTS control after 30 sec..

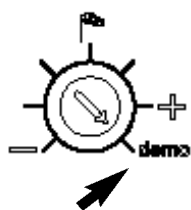


after 30 sec.

## DEMO mode

In this mode all delay times are reduced to ease installation and the wind threshold is 10Km/h.

The mode is selected by turning the wind potentiometer clockwise to the limit.



## Temporisations (with OREA and ALTUS)

<u>mode</u>	<u>Normal mode</u>	<u>Demo</u>
WIND appearing timing	2 sec.	2 sec.
WIND disappearing timing	30 sec.	12 min. 15 sec.